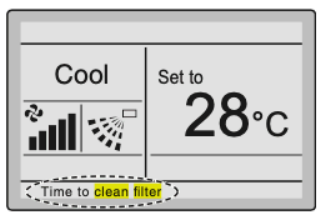


Maintenance

Reset Filter Indicator

Operation

1

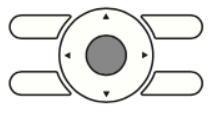


- When the time to clean the filter or element has come, one of the following messages will appear on the bottom of the Basic screen.
“Time to clean filter”
“Time to clean filter & element”
“Time to **clean** element”

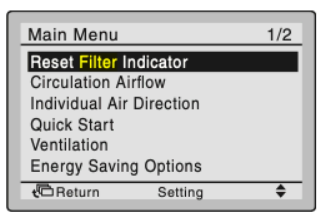
- Wash, clean, or replace the filter or element.
For details, refer to the operation manual attached to the indoor unit.

2

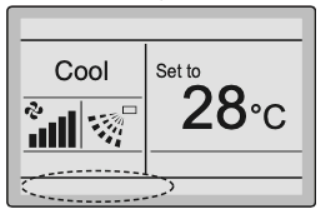
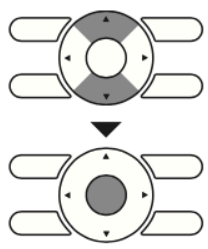
- Reset the filter indicator when the filter or element is washed, **cleaned**, or replaced.
- Press Menu/Enter button.
The Main Menu screen will appear.



3



- Press “▼▲” buttons to select **Reset Filter Indicator** and press Menu/Enter button.



- The message shown in Step 1 will disappear from the Basic screen.